

# New Zealand

# ICT

# Tertiary Education & Job Series

# September 2011

[garry.roberton@wintec.ac.nz](mailto:garry.roberton@wintec.ac.nz)



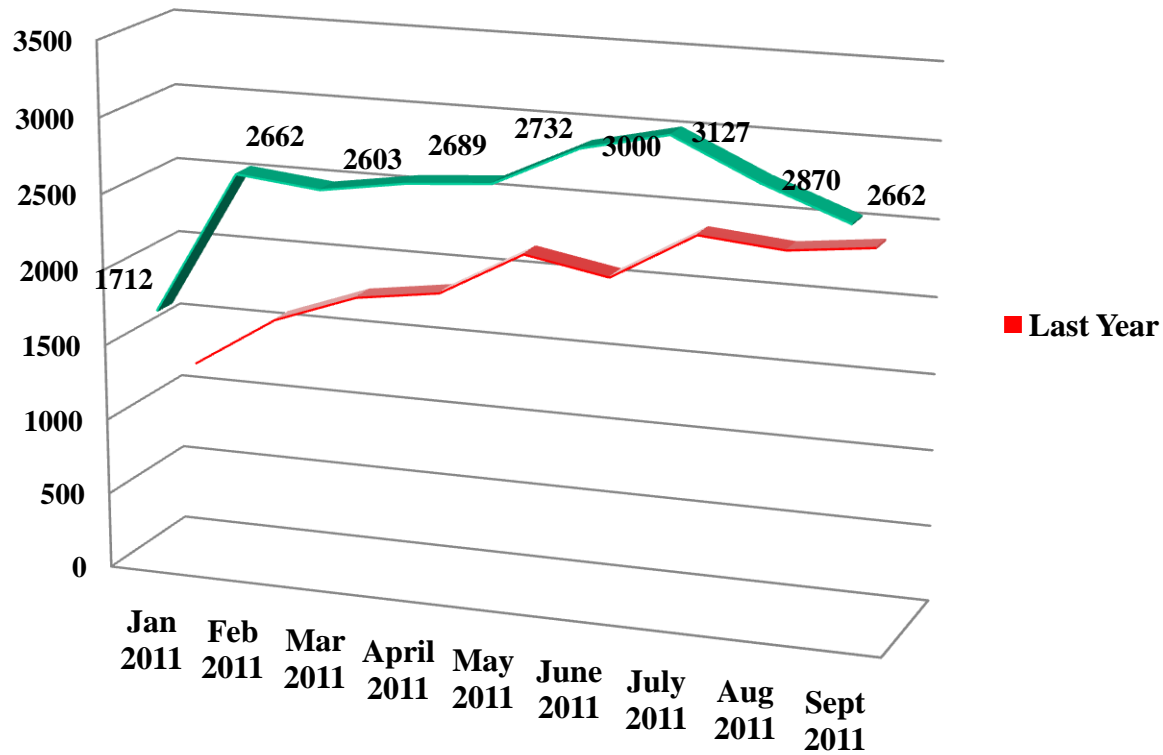
**Note:**



# Insights

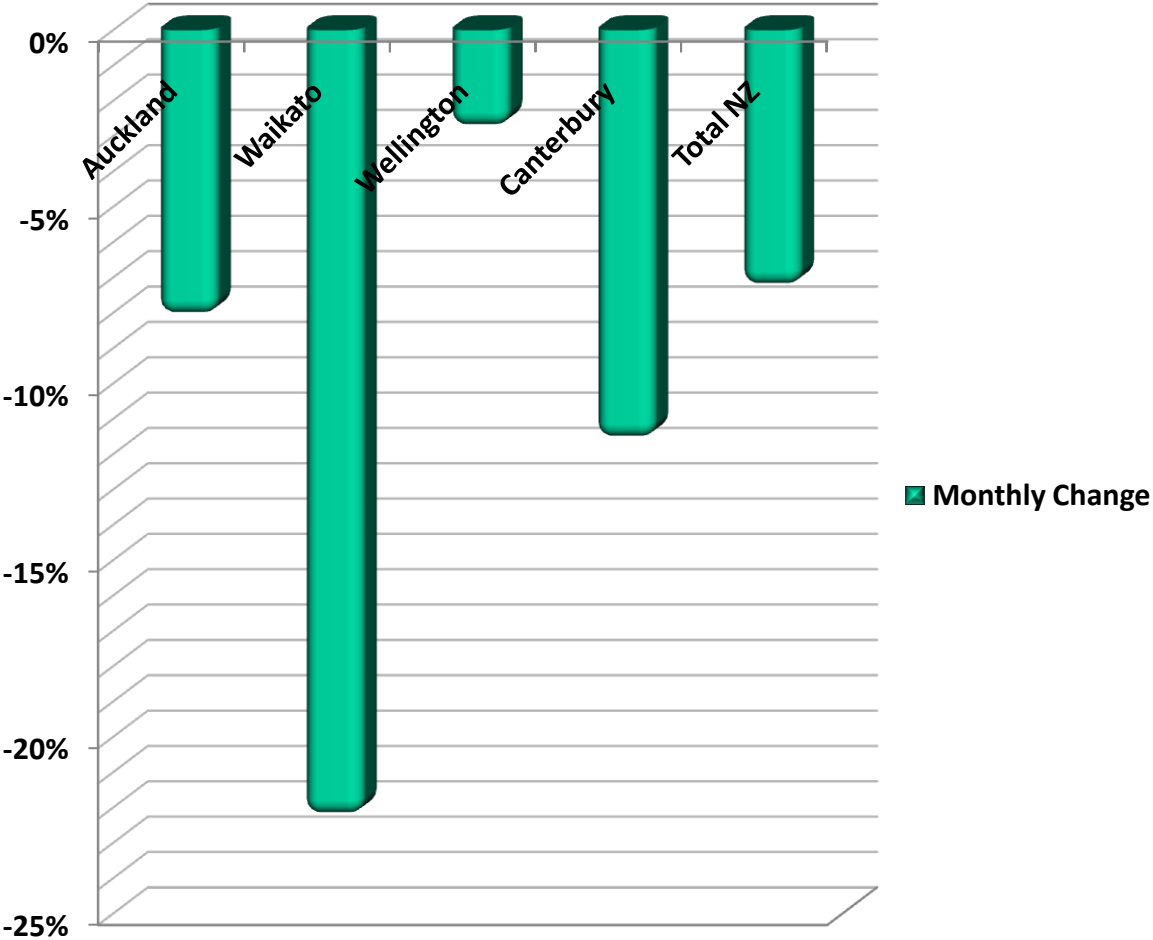
- **Jobs [Last month ()]:**
  - NZ Seek ICT jobs adverts for the month of September;
    - Auckland down 8% (-4%), Wellington down 3% (-18%) and Canterbury down 12% (-5%)
    - Waikato experienced a 22% decrease after two consecutive increases of 14% for July and 11% for August
    - All NZ fell by 7% (-8%) (Up 12% on September 2010)
  - Trademe (all NZ) decreased by 2% (-9%) (Up 13% on September 2010)
- In May 2011 job vacancies for IT professionals, for both the UK and NZ, were 28% and 27% higher respectively than in May 2010

# Seek ICT Job Trends NZ 2011



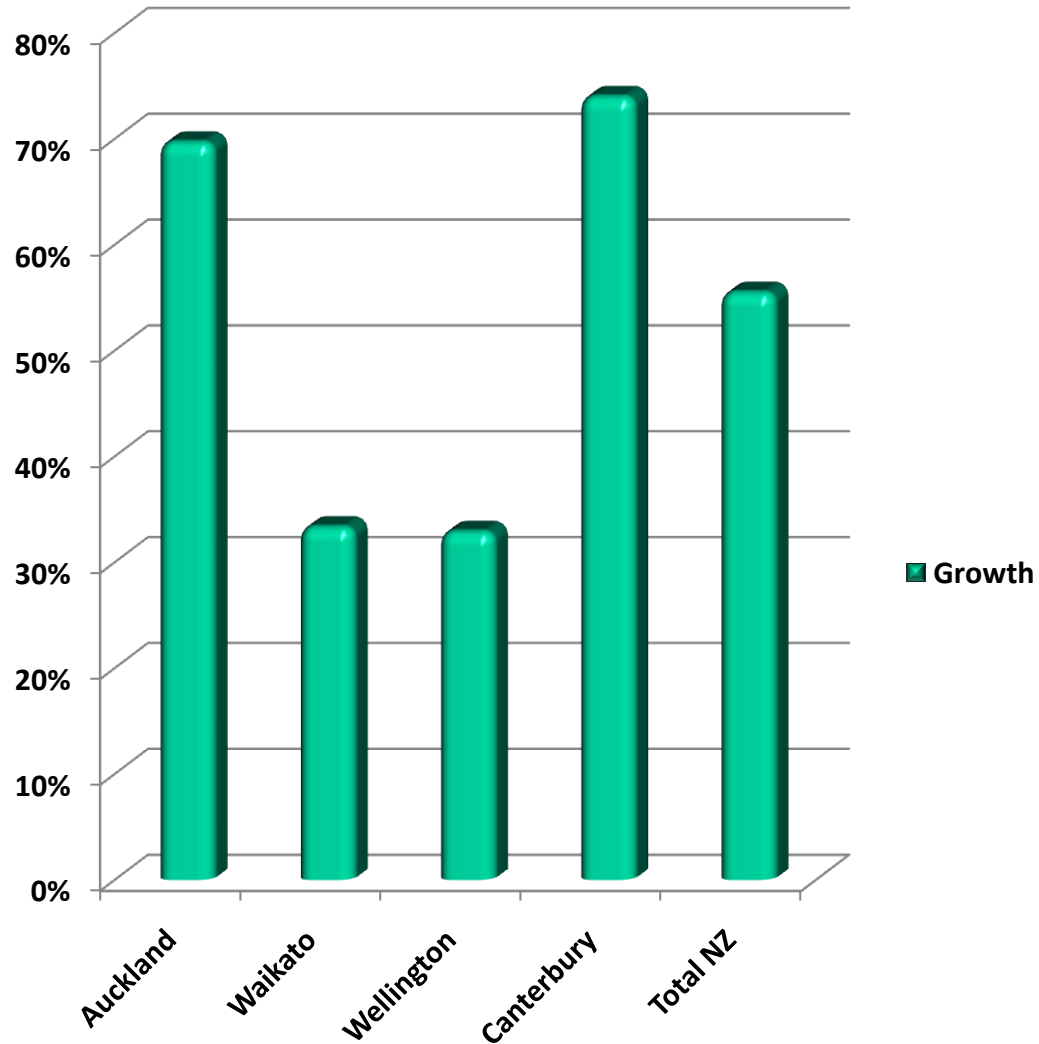
Source: [Seek ICT](#) (Accessed September 2011)

# Seek ICT Job Adverts Monthly Change for September 2011



Source: [Seek ICT](#) (Accessed September 2011)

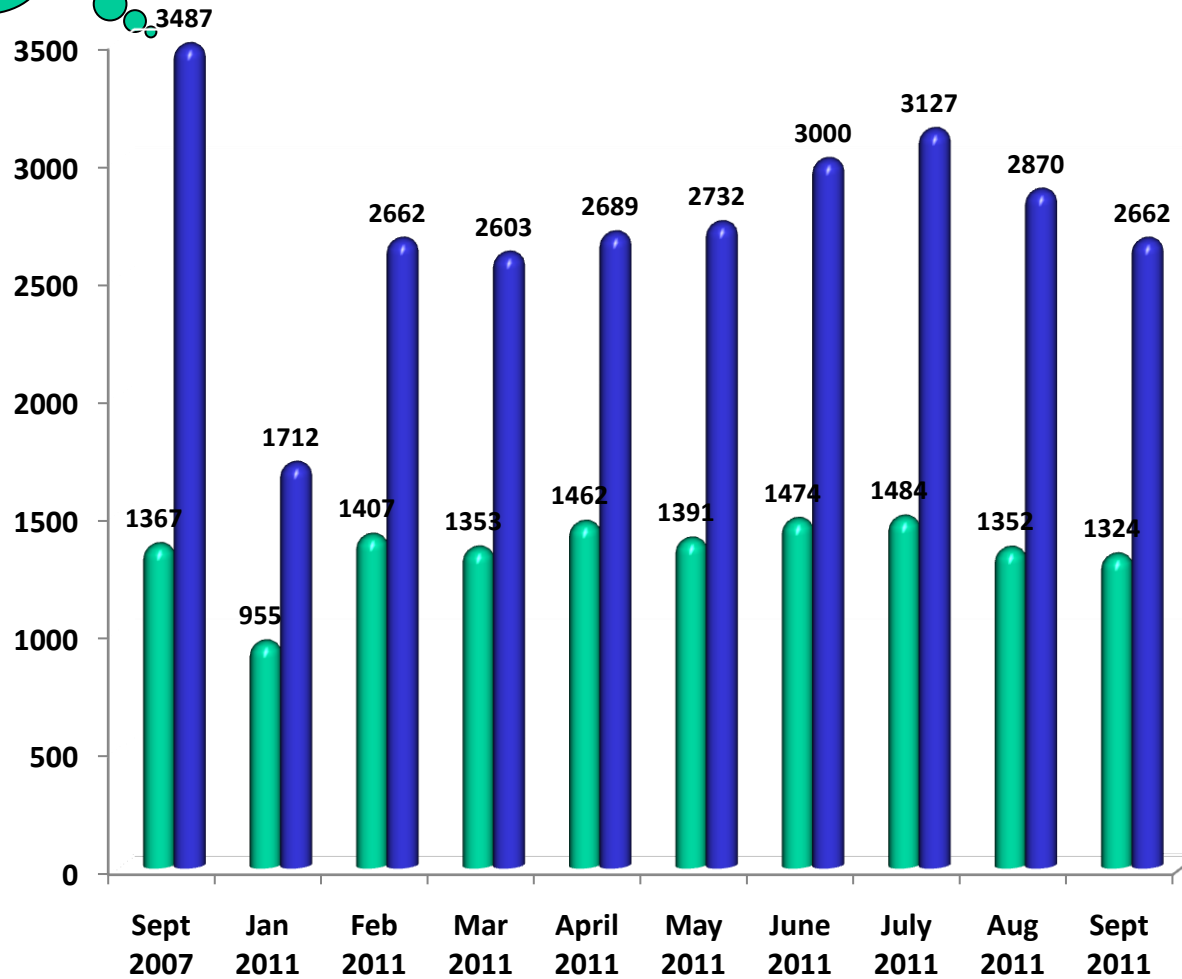
# Seek ICT Job Adverts January to September 2011



Source: [Seek ICT](#) (Accessed September 2011)

2007 Peak  
before  
recession

## ICT Job Adverts NZ Seek & Trademe

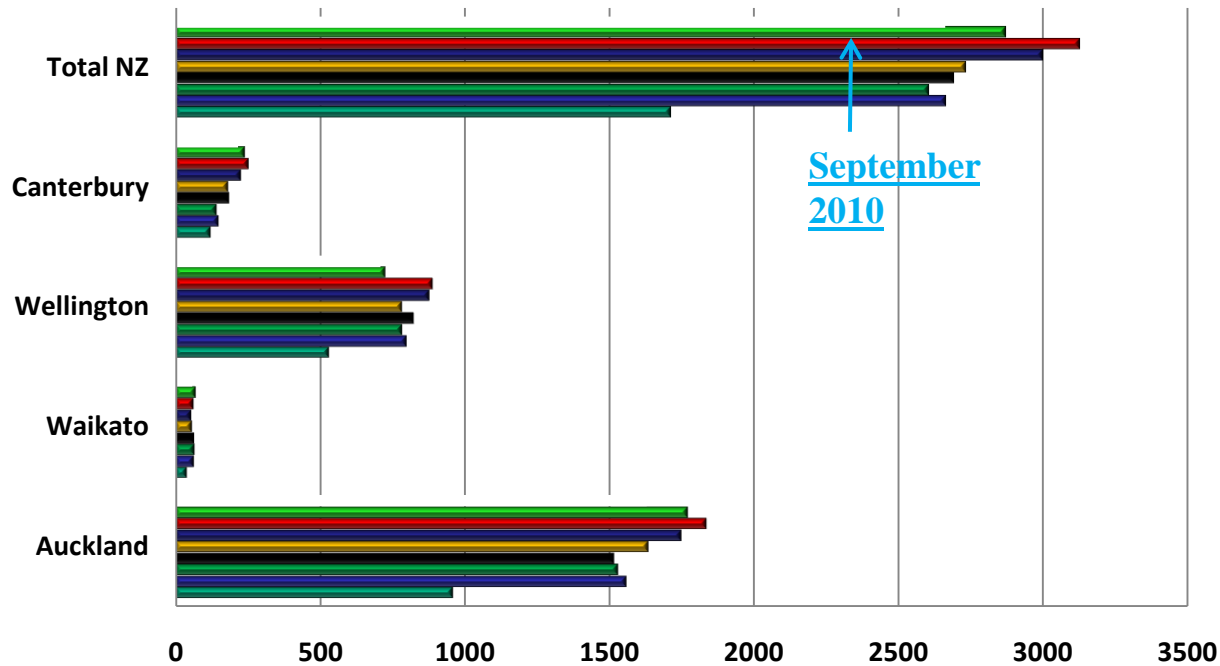


■ Trademe IT  
■ Seek IT



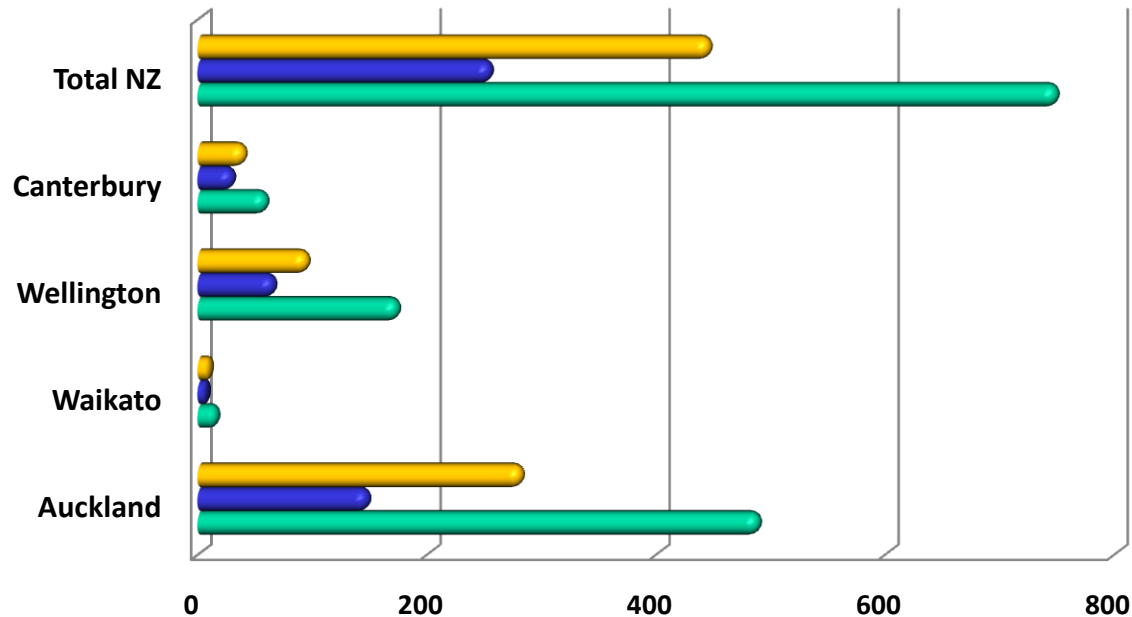
Source: [Seek ICT](#) (Accessed September 2011)

# Seek ICT Job Adverts January to September 2011



	Auckland	Waikato	Wellington	Canterbury	Total NZ
Sep-11	1629	56	707	214	2662
Aug-11	1772	72	727	242	2870
Jul-11	1837	65	891	255	3127
Jun-11	1751	57	880	229	3000
May-11	1635	59	785	184	2732
Apr-11	1516	67	825	188	2689
Mar-11	1530	68	785	144	2603
Feb-11	1559	66	800	151	2662
Jan-11	960	42	532	123	1712

# Seek ICT Job Adverts by Industry Certification September 2011

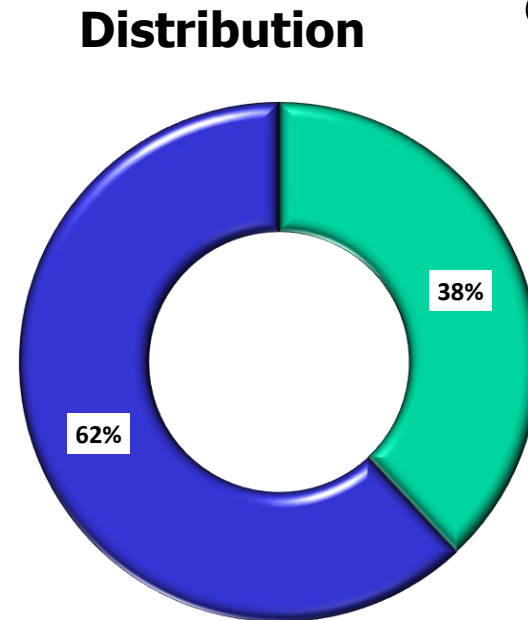
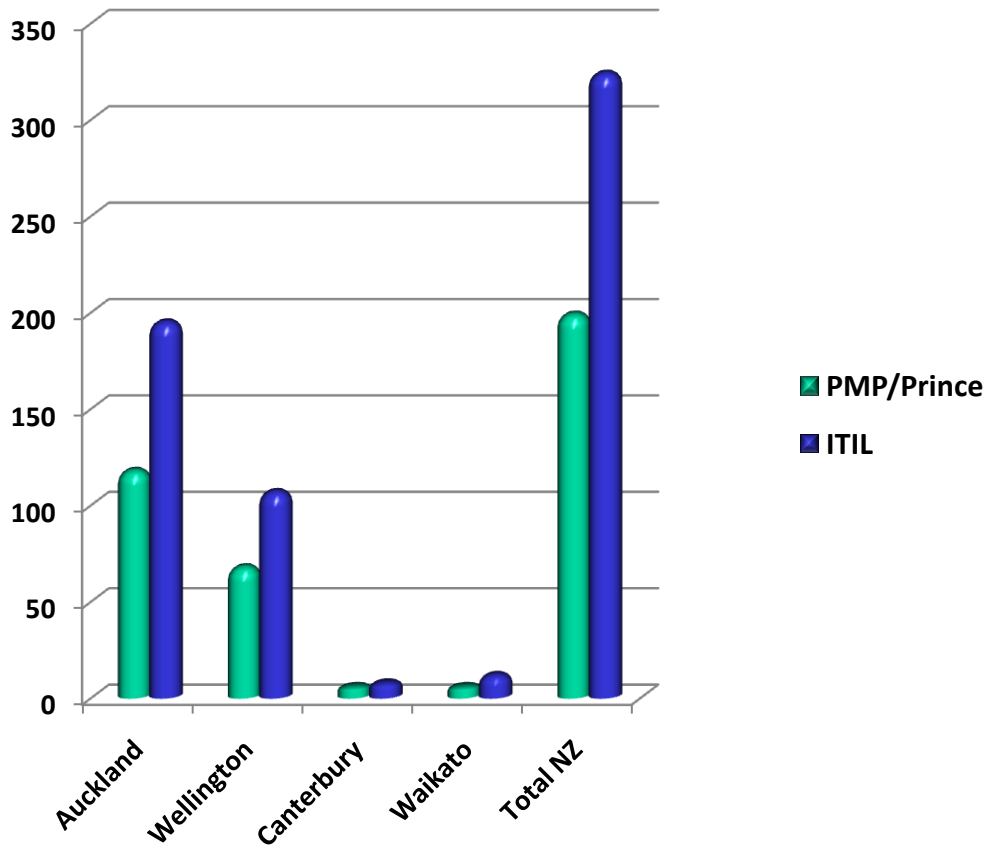


	Auckland	Waikato	Wellington	Canterbury	Total NZ
■ Microsoft	282	10	95	40	446
■ Cisco	148	7	66	30	255
■ Linux	489	16	174	59	749

Waikato & Canterbury experienced small increases in Cisco adverts for the month

# Seek ICT Job Adverts Filtered by Management Certifications

Revised for September 2011

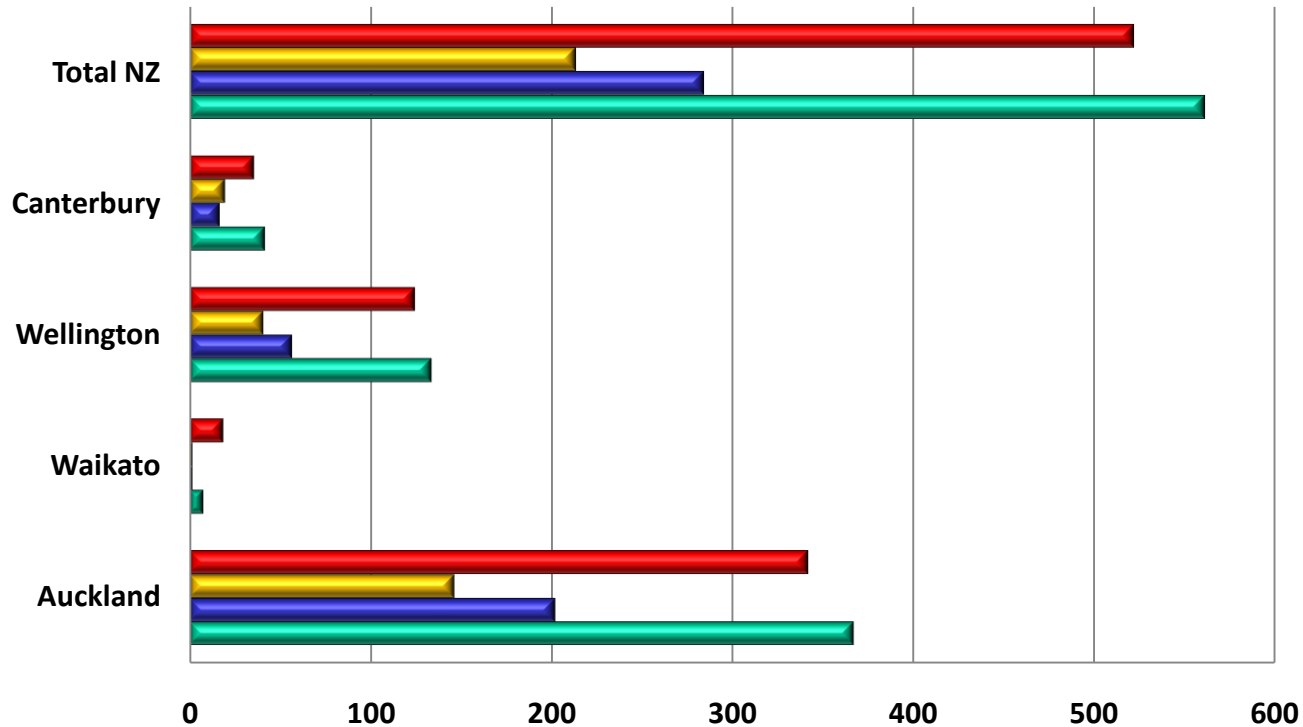


### Notes:

- PMP & Prince certifications included together in majority of management adverts
- All 3 management certifications may be referenced in the same job advert.

Source: [Seek ICT](#) (Accessed September 2011)

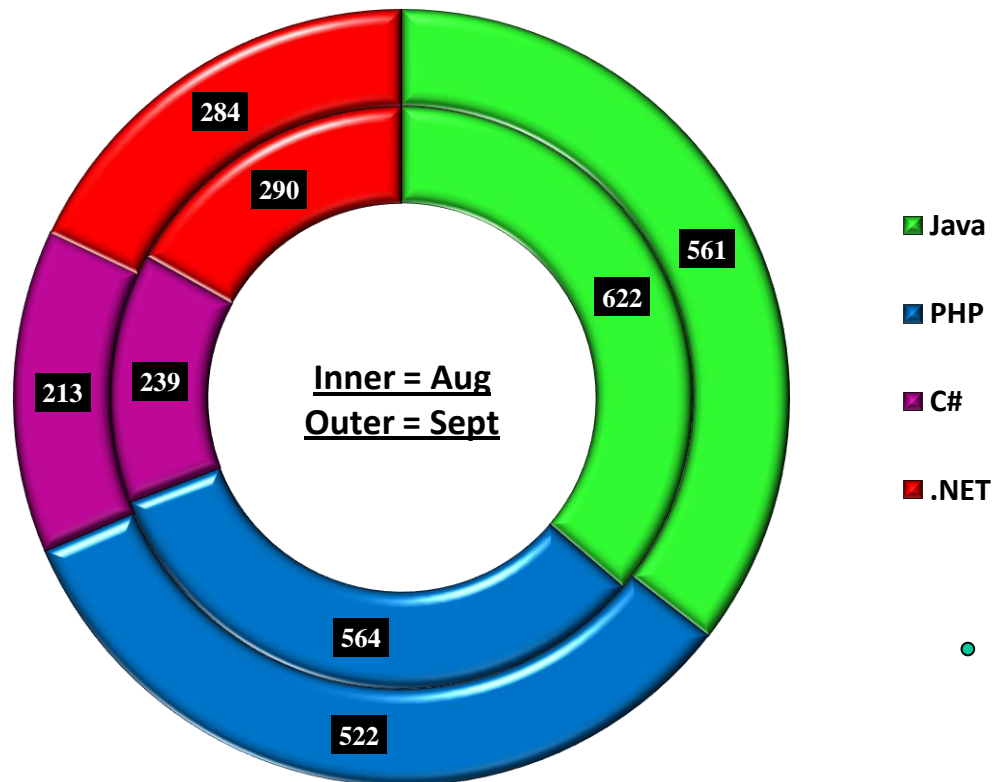
# Seek ICT Job Adverts by Programming Language September 2011



	Auckland	Waikato	Wellington	Canterbury	Total NZ
■ PHP	342	19	125	36	522
■ C#	146	2	41	20	213
■ .NET	202	2	57	17	284
■ Java	367	8	134	42	561

Source: [Seek ICT](#) (Accessed September 2011)

# Seek ICT Job Adverts For Major Languages August - September 2011



- Java
- PHP
- C#
- .NET

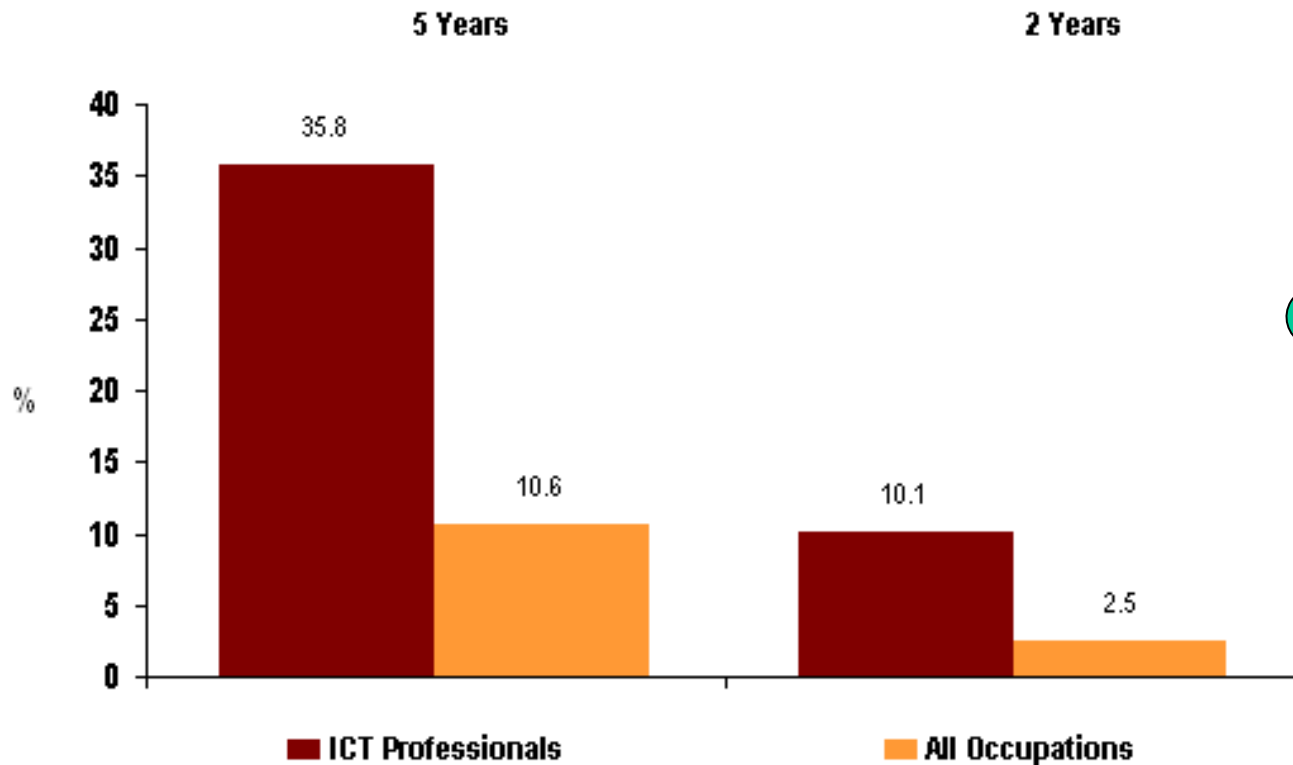


Note: Total adverts for all four languages declined by 8% for the month

Source: [Seek ICT](#) (Accessed September 2011)

# Australia

## ICT Professionals – Employment Prospects



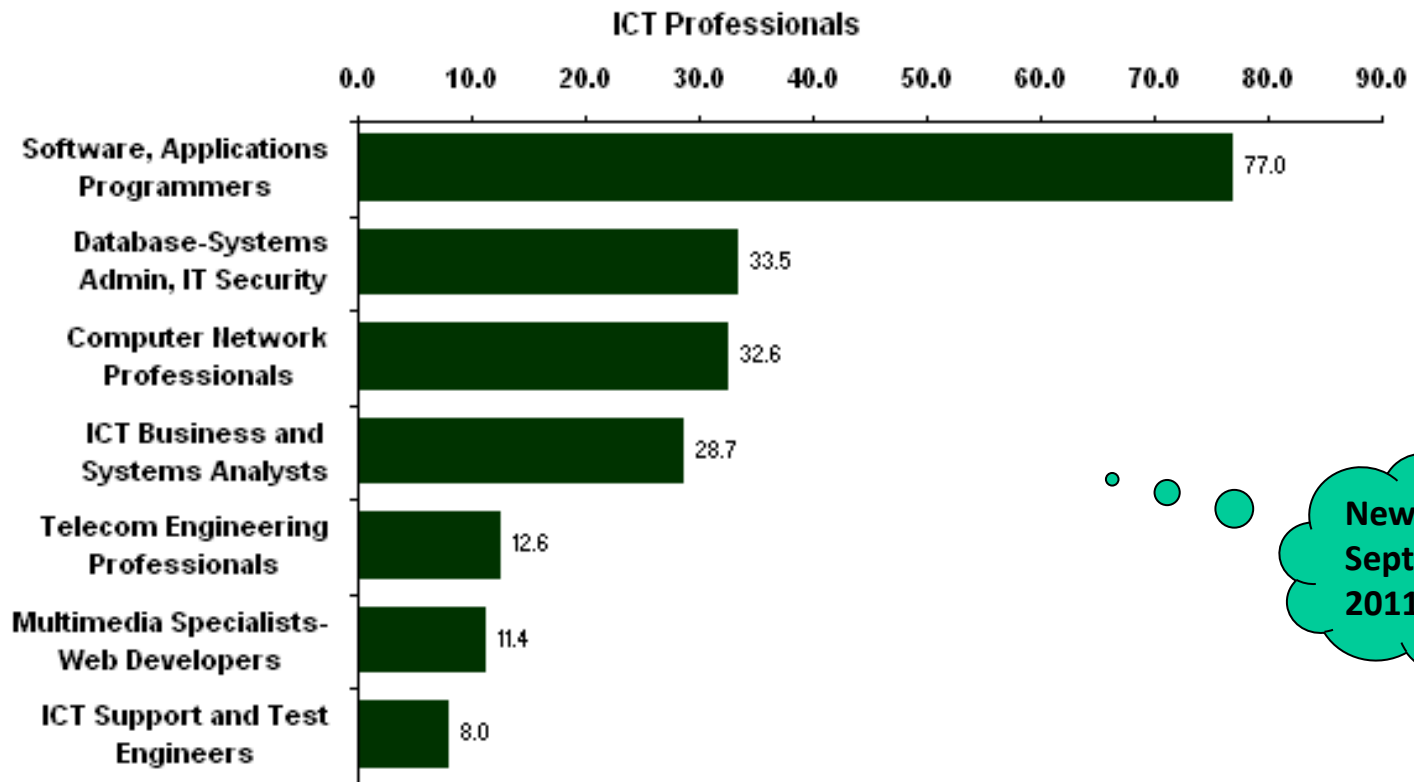
**Recent Employment Growth (%) – 2 Years and 5 Years to May 2010**

- Employment for ICT Professionals increased by 35.8 per cent [employment for all occupations increased by 10.6 per cent]
- In the last two years, employment for ICT Professionals rose by 10.1 per cent compared with 2.5 per cent for all occupations.

Source: [AU Employment Outlook for IT Professionals](#) (Accessed September 2011)

# Australia

## ICT Professionals – Employment Prospects

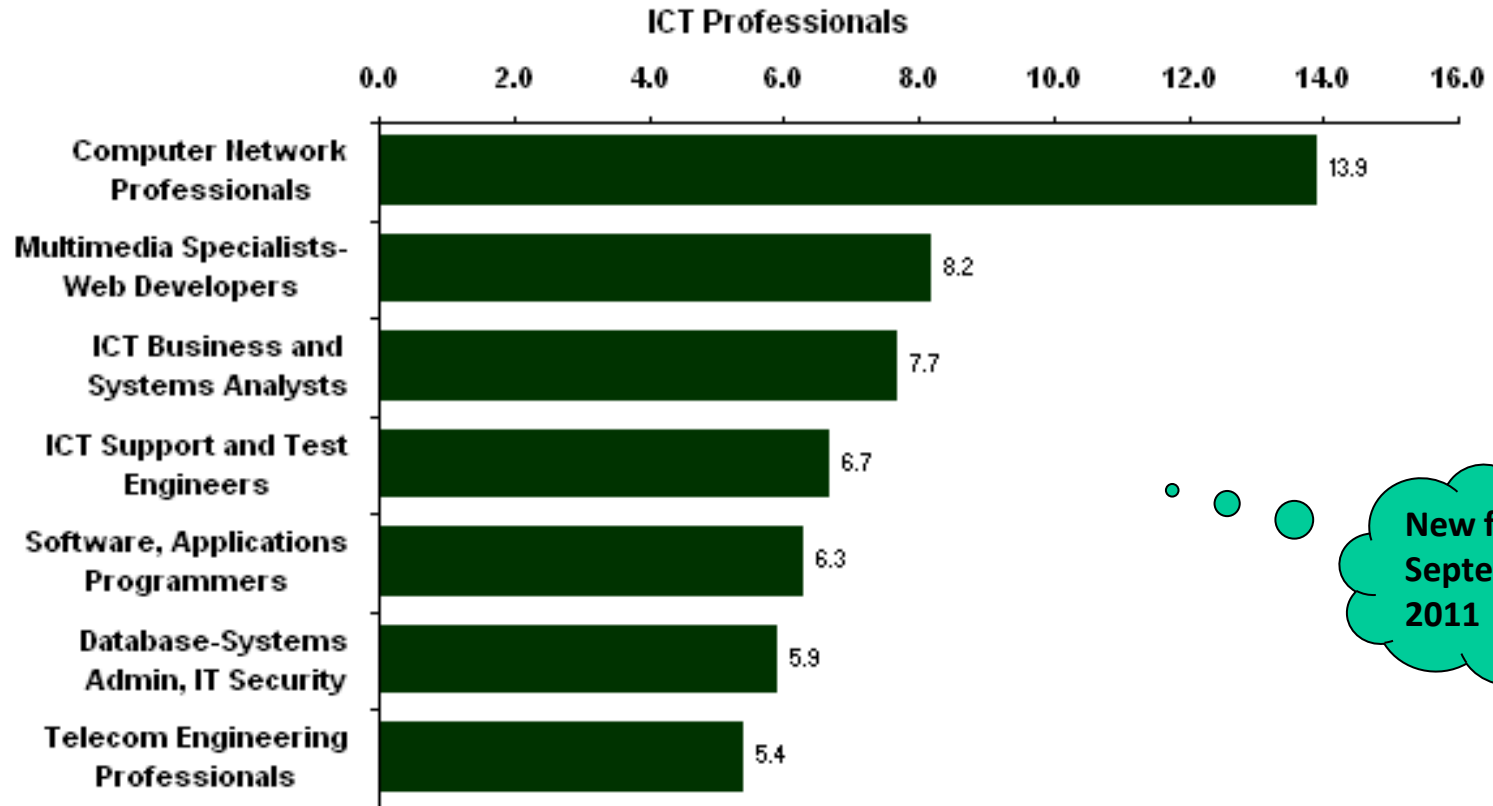


### *Employment Size by Occupation ('000) – May 2010*

1. Software and Applications Programmers is the largest occupation within ICT Professionals (77,000 workers or 35.3 per cent of ICT Professionals) followed by
2. Database and Systems Administration and IT Security (33,500 workers) and
3. Computer Network Professionals (32,600)

# Australia

## ICT Professionals – Employment Prospects



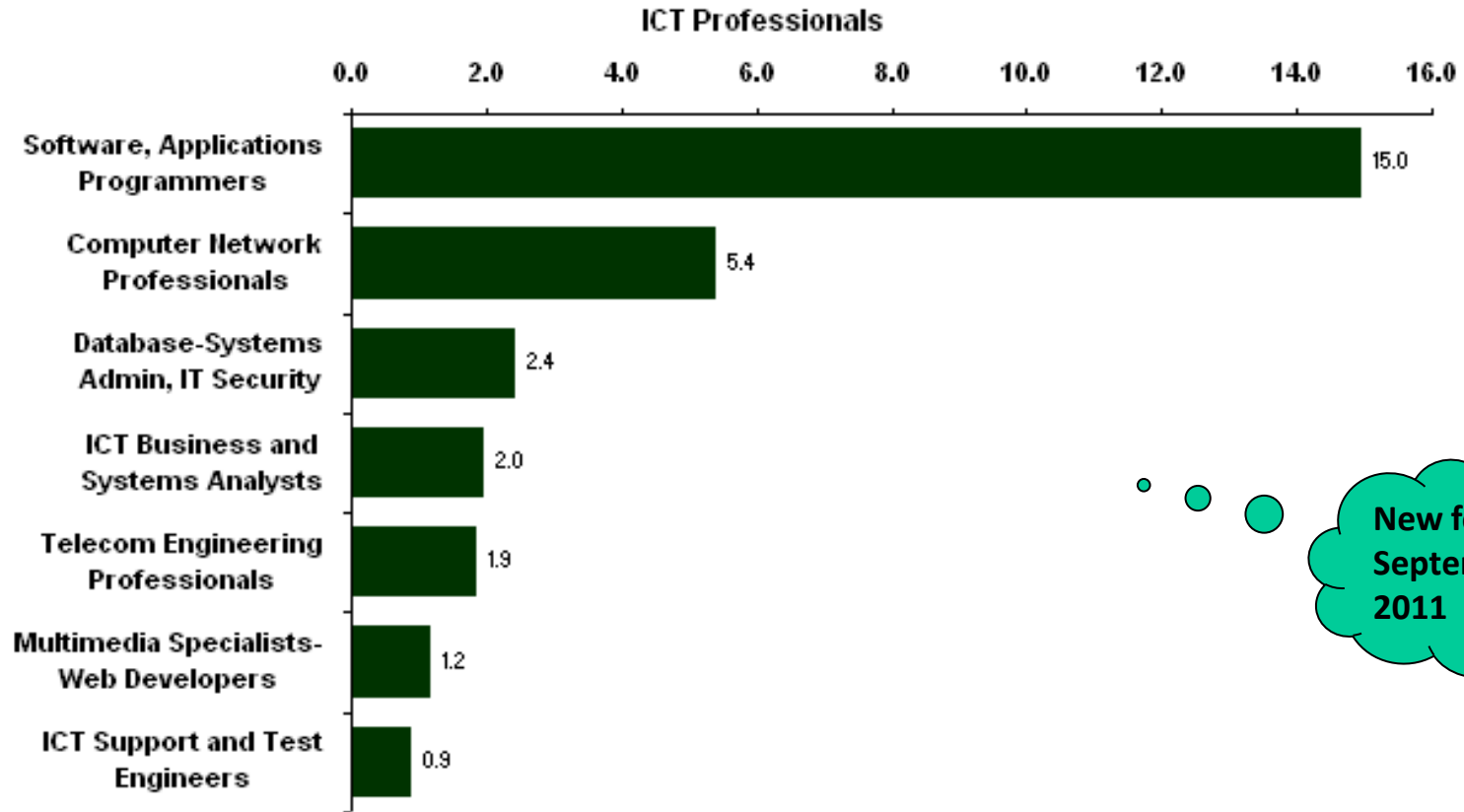
### *Employment Size by Occupation ('000) – May 2010*

1. Computer Network Professionals experienced the largest employment gain (13,900 new jobs), followed by
2. Multimedia Specialists and Web Developers (8,200) and
3. ICT Business and Systems Analysts (7,700)

Source: ABS Labour Force Survey cat. no. 6291.0.55.003 (DEEWR trend data); DEEWR projections to 2014-15

# Australia

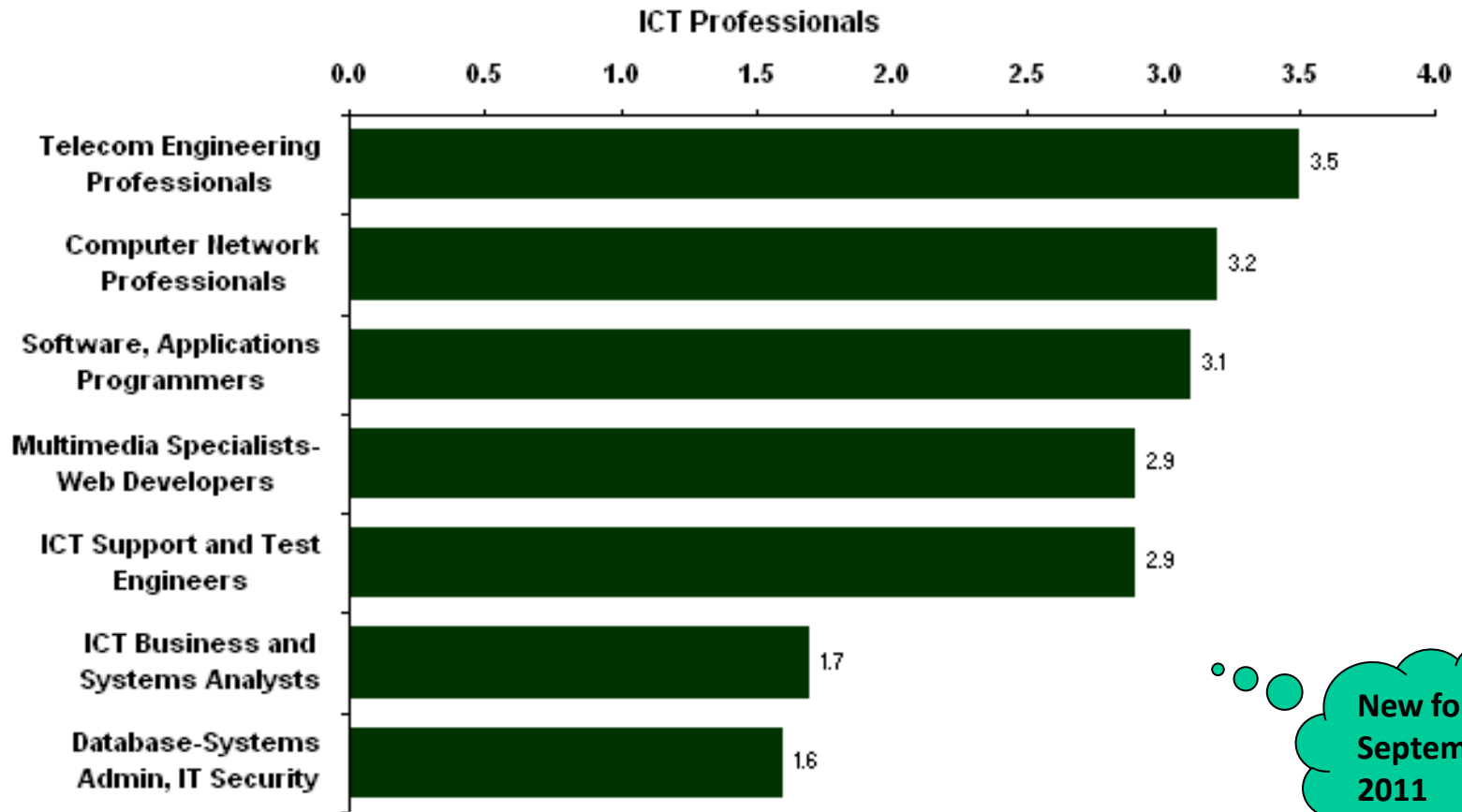
## ICT Professionals – Employment Prospects



*Projected average employment growth rate is 2.5 per cent per annum (Approx. 28,500 new jobs in the five years to 2014-15 (Compares with an average annual growth rate of 1.8 per cent for all occupations over the same period))*

# Australia

## ICT Professionals – Employment Prospects



*Software and Applications Programmers projected to have the largest employment growth (increase of 15,000 jobs by 2014-15 (3.1 per cent per annum)).*

# News Bytes

- Orion growth means 100 extra jobs [NZ Business Herald 8th Sept 2011]: Orion currently employs about 500 staff based around the world
- Kathryn Cave (Global) – IT Skills [IDG Connect Aug 2011]:
  - Recent Manpower Group survey showed that 34% of employers worldwide are currently having trouble filling key positions with technicians, salespeople, skilled trades workers and engineers the hardest to find
  - Some estimates.....in the US alone there are about 400,000 IT jobs available because employers can't find people with the right skills
  - Australia; Capgemini [July] warned the Joint Standing Committee on the NBN that the IT skills shortage could be so severe that the only option for businesses will be offshore sourcing
  - UK; a recent Apsco survey revealed that demand for professionals skyrocketed as businesses re-invest in IT
    - Government findings May 2011 - job vacancies for IT professionals were 28% higher than in May last year; compared to a 13% increase in job vacancies across the whole UK economy

# News Bytes

## e-skills UK [Aug 2011] IT employment levels hit a record high

Key findings [October to December 2010 period]:

- The number of advertised vacancies for IT&T staff rose for the sixth consecutive quarter to 105,000
- The count of 'ready candidates' (in/out of work IT&T staff that were seeking new/additional jobs) declined to 95,000
- There were an estimated 1,093,000 IT&T professionals working in the UK during the final quarter of 2010 – the highest number ever recorded

## Conclusion:

- *NZ ICT jobs adverts compared with September 2010 [previous month ()];*
  - *Seek up 12% (+24%)*
  - *Trademe up 13% (+18%)*
- *In the Australian ICT job market;*
  - *In the last two years to May 2010, employment for ICT Professionals rose by 10.1 per cent compared with 2.5 per cent for all occupations.*
  - *Projected average employment growth rate is 2.5 per cent per annum, equating to approximately 28,500 new jobs in the five years to 2014-15*
  - *Software and Applications Programmers is the largest occupation within ICT Professionals (77,000 workers or 35.3 per cent of ICT Professionals)*
- *In the UK job vacancies for IT professionals were 28% higher in May 2011 (27% for NZ) than in May last year, compared to a 13% increase in job vacancies across the whole UK economy*

# Additional Information for Schools Competitions & Assessments

- [Cisco Academy Netriders](#)
- [The 2011 VEX Robot World Cup](#)
- [Programming Challenge for Girls \[23 November\]](#)
- [NZ Programming Contest](#)
- [Software Resources for all Educational Levels \[Te Kete Ipurangi\]](#)
- [Brightsparks \[ETITO\]](#)

## Other Resources

- [The University of NSW International Competitions & Assessments for Schools](#)  
[ICAS]
- [Computer Clubhouse](#)